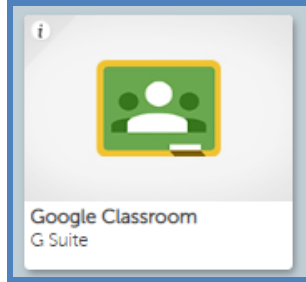
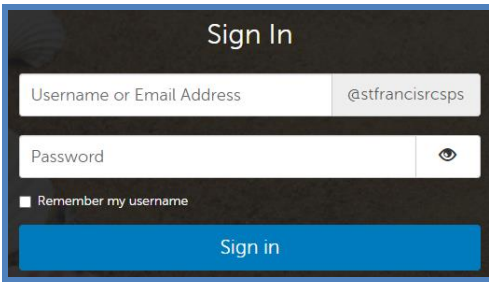
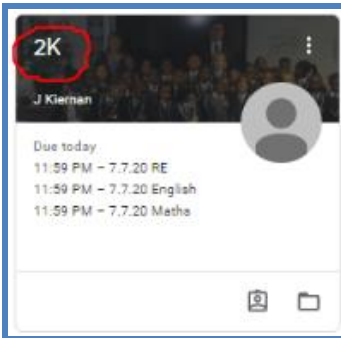


Accessing Your Child's School Report via Google Classroom.

1) Log into your child's Google Classroom using the RM Unify sign in page and then click on the Google Classroom button.



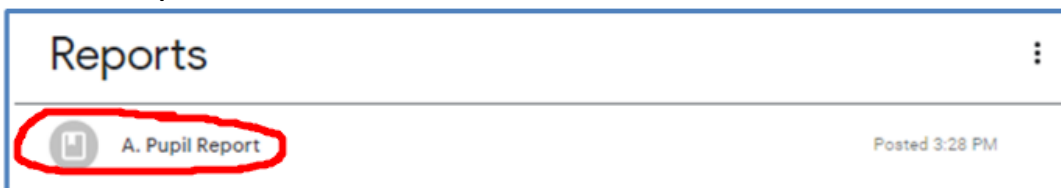
2) Click on your child's class name.



3) Click on the 'Classwork' tab in the top-centre of the screen.



4) Scroll until you see the 'Reports' heading. Under this heading should be your child's report.



5) Click on the report name, and then click on the large rectangle. Your child's report will then open up in a separate tab.



A. Pupil Report

Posted 3:28 PM

This is your child's report for 2019-20.

If you would like a hard copy of this report, please contact the school office in September.



A Pupil Report
Google Docs

[View material](#)